

# LOCK SWITCH

## MIS IMPULSION LOCK SWITCH WITH BRACKETED MAINS SWITCH MODULE ON/OFF TYPES ARE ENEC APPROVED SWITCH MODULE TO EN61058-1

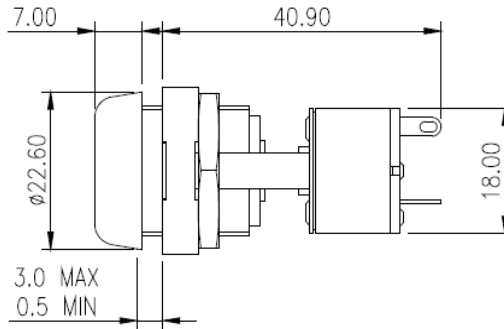
### ELECTRICAL & MECHANICAL SPECIFICATION

<b>Switch Rating:</b>	4/80A @ 240V ac R.C.	<b>Life:</b>	>15,000 Cycles
<b>Proof Voltage:</b>	3kV min (Initial)	<b>Operating Temperature:</b>	-25°C to +85°C
<b>Insulation Resistance:</b>	>999 MΩ at 500V dc (Initial)	<b>Lock Housing Material:</b>	Zinc Alloy Bright Cr Plated
<b>Switch Contacts:</b>	Silver Cadmium Oxide	<b>Keys Material:</b>	Mild Steel Ni Plated
<b>Contact Resistance</b>	<20 mΩ (Initial)	<b>Housing Material:</b>	Polycarbonate
<b>Contact/Terminal Material:</b>	Brass CZ108 Ag Plated	<b>Switch Chamber Material:</b>	Polyamide 6.6 G.F V0 Rated
		<b>Tag Panel:</b>	SRBP

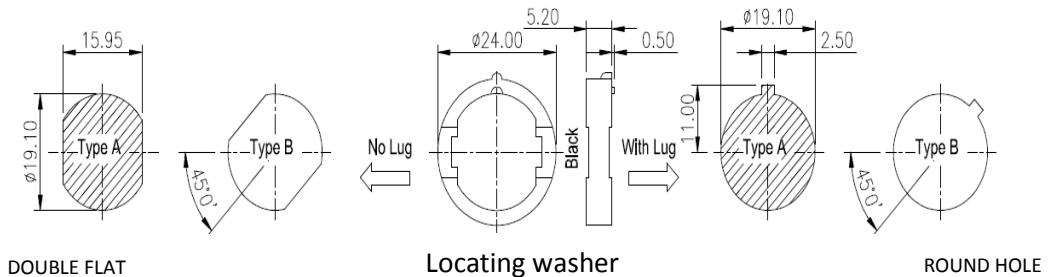
### FEATURES

Spring Return	2 keys per switch as standard	All contacts are non-shorting BBM (break before make) 90° key lock movement	Two stage assembly: Lock through front and the module attaches by bracket from the inside
Double pole	Key removeable in two positions	3-disc lock Made in the UK	Max panel thickness 3.0mm
Solder terminals – PCB terminals option	Common or differ keys 2000 combinations Master key system available		

### MIS IMPULSION LOCK AND BRACKETED MAINS MODULE



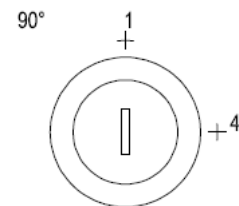
PANEL  
PIERCING  
OPTIONS



## MAINS SWITCH TERMINAL LAYOUTS

CIRCUITRY	TERMINAL LAYOUT VIEWED FROM REAR OF SWITCH
2 POLE OFF	
2 POLE 1 OFF 1 ON	
2 POLE ON-OFF (NORMALLY CLOSED)	
2 POLE CHANGEOVER (No approvals)	
NOTE: By externally linking the two pole terminals a 1 pole c/o is made	

## LOCK MOVEMENT AND KEY OUT POSITION



## ORDERING CODE

STANDARD MIS SWITCHES & PART NUMBERS				
2 POLE OFF-ON	2 POLE 1-OFF 1-ON	2 POLE CHANGEOVER	KEY NUMBERS	POSITION IN WHICH KEY FREE
MIS 8659	MIS 8661	MIS 8663	Differs	0° only (1)
MIS 8660	MIS 8662	MIS 8664	Same	0° only (1)

